



# ***FACTBOOK***

## **FACTBOOK2015**

### Company Profile

Outline / Major Customers  
History  
Major Products  
Profile of SHIROKI Group

### Shares

Major Shareholders  
Number of Shareholders  
Numbers of Share by Size of Owners  
Characteristics of Ownership

### Management Data

Summary of Financial Statements(Consolidated)  
Financial Highlights (Consolidated)  
Sales by Region / Overseas Sales  
Sales of Major Products (Consolidated)  
Sales by Customer

### Production Facilities in Japan

### Overseas Production Facilities

Overseas Technical /  
Cooperative Collaboration

---

SHIROKI CORPORATION

---

## Outline (as of March 31, 2015)

- **Establishment** March 1946
- **Paid-In-Capital** 7,460 million yen
- **Sales** 82,454 million yen (unconsolidated)  
125,273 million yen (consolidated)
- **Employees** 1,576 (unconsolidated)  
3,647 (consolidated)
- **Business** Automotive parts  
Window Regulators, Door Frames,  
Moldings, Seat Recliners, Seat  
Adjusters, Locks&Hinges, and others  
Nursing care products  
Multifunctional medicare bed for home use and others  
Seats for trains

## Major Customers

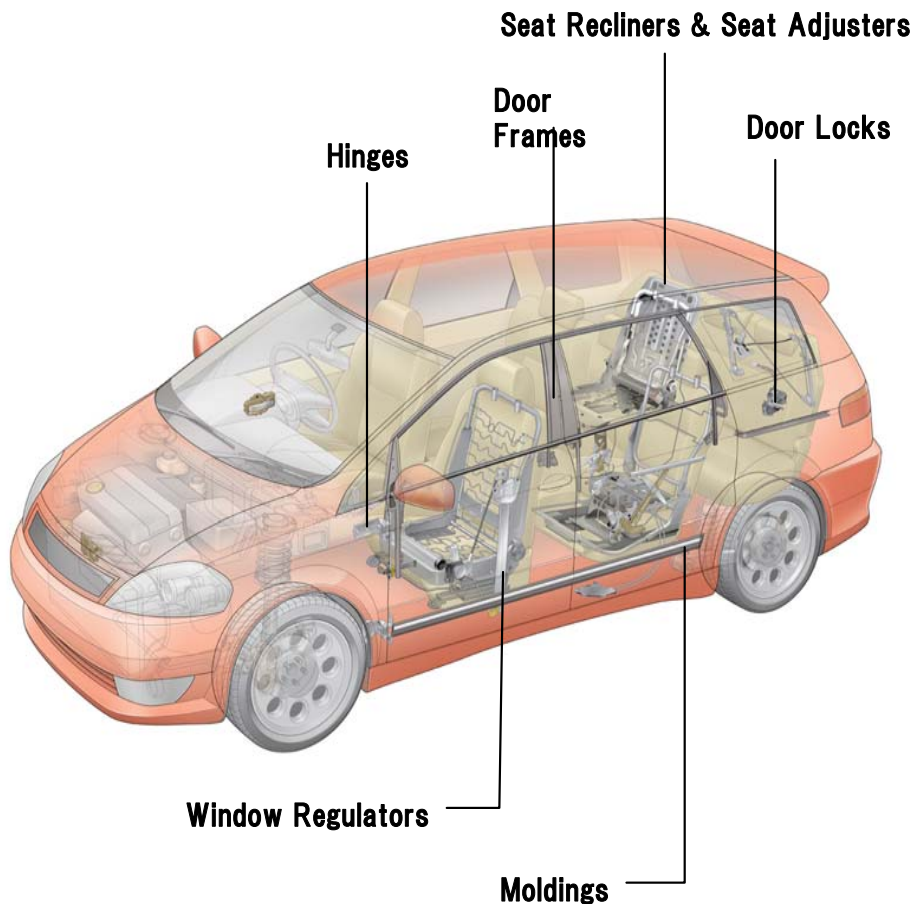
- Toyota Motor Corp.
- TOYOTA BOSHOKU CORP
- Suzuki Motor Corp.
- Nissan Motor Co., Ltd.
- Daihatsu Motor Co., Ltd.
- NHK Spring Co., Ltd.
- Mitsubishi Motors Corp.
- Toyota Auto Body Co., Ltd.
- Hino Motors, Ltd.
- Fuji Seat Co., Ltd.
- Nissan Auto Body Co., Ltd.
- Honda Motor Co., Ltd.
- Toyota Motor East Japan, Inc.
- Isuzu Motors, Ltd.
- Toyo Seat Co., Ltd.
- Fuji Heavy Industries, Ltd.
- Toyota Tsusho Corporation

## Location

- |                                 |  |                         |
|---------------------------------|--|-------------------------|
| ■ <b>Toyokawa Head Office :</b> | 35-1, Shimono Ichiba, Chigiri-cho, Toyokawa City, Aichi Prefecture, 442-8501 | Telephone: 0533-84-4691 |
| ■ <b>Fujisawa Office :</b>      | 2, Kirihara-cho, Fujisawa City, Kanagawa Prefecture, 252-0811                | Telephone: 0466-44-8571 |
| ■ <b>Fujisawa Plant :</b>       | 2, Kirihara-cho, Fujisawa City, Kanagawa Prefecture, 252-0811                | Telephone: 0466-44-4511 |
| ■ <b>Toyokawa Plant :</b>       | 27, Ooki-cho, Toyokawa City, Aichi Prefecture, 441-1205                      | Telephone: 0533-93-4141 |
| ■ <b>Nagoya Plant :</b>         | 635-26, Komugio, Nishihiro-cho, Toyota City, Aichi-Prefecture, 470-0309      | Telephone: 0565-46-4691 |
| ■ <b>Osaka Plant :</b>          | 12-20, Tanaka-cho, Ibaragi City, Osaka, 567-0025                             | Telephone: 0726-25-3791 |

URL: <http://www.shiroki.co.jp>

1946 Mar.	SHIROKI KINZOKU KOGYO Co., Ltd. Established. Head Office, Tokyo Plant established (in Jujo Ex- Military Arsenal).	1993 Dec.	Sun Circle was affiliated with SHIROKI Group
1950 Oct.	Manufacture of doorframes and moldings started.	1995 Jun.	SWM Georgia L.L.C. established. (the United States)
1951 May.	Mass production of window regulators started.	1996 Nov.	50 Years Anniversary
1954 Apr.	Mass production of doorframes started.	2001 Aug.	KYUSHU SHIROKI Co., Ltd. established.
1956 Jul.	Ex-Nagoya Plant started operation. (Nagoya Dept. at present)	2002 Jan.	SHIROKI CORP. (THAILAND) LTD. established. (Thailand)
1958 Sep.	Affiliated with "Toyoko Co., Ltd"	Jul.	KYUSHU SHIROKI Co., Ltd. started operation.
1959 Dec.	Osaka Plant (in Ikeda-City) started operation.	2003 Aug.	Invested to ASAN Co., Ltd. (Korea)
1960 Jan.	Mass production of car keys started.	Oct.	GUANGZHOU SHIROKI Corp. established. (China)
Nov.	Toyota Plant started operation. Mass production of seat adjusters started.	Nov.	SHIROKI CORP. (THAILAND) LTD. started operation.
1963 Dec.	Mass production of seat recliners started.	2004 Aug.	New plant at SHIROKI CORP. (THAILAND) LTD. established.
1964 Feb.	Tokyo Plant started operation.	2005 Apr.	GUANGZHOU SHIROKI Corp. started operation.
Dec.	Affiliated with Tokyu Corp.	2006 Jun.	SWM-GT, L.L.C. established. (the United States)
1967 Jan.	Fujisawa Plant started operation. (Head Office moved.)	Jul.	SHIROKI CREATE SERVICE Co., Ltd. established.
1970 May.	The company was listed on the 2nd Section of the Tokyo Stock Exchange.	2007 Jan.	SHIROKI-GA L.L.C. (Launch extended plant) Company name change of three companies in North America
1972 Oct.	The company was listed on the 2nd Section of the Nagoya Stock Exchange.	Mar.	SHIROKI-GT, LLC. started operation.
1973 Aug.	The company was listed on the 1st Section of the Tokyo and Nagoya Stock Exchange respectively.	Jul.	GUANGZHOU SHIROKI Corp. (Launch second plant)
1977 Aug.	Osaka Plant transferred to Ibaragi.	Sep.	Invested to Technico Industries Ltd. (India)
1980 Oct.	Toyokawa Plant started operation.	2009 Aug.	Ex-Toyota factory ablished, and the three plants in the Chukyo area were consolidated into two plants.
1984 Apr.	SHIROKI SEIKI Co., Ltd. established.	2010 Jul.	The ratio of capital contribution to Technico Industries,Ltd: to 27%.
1985 Dec.	SHIROKI SHOJI Co. Ltd. established.	2011 Mar.	MATSUMI CORPORATION to the consolidated subsidiary.
1986 Oct.	Toyokawa Head Office and Technical Center established.	Apr.	The largest shareholder changes to TOYOTA MORTOR CORPORATION.
Dec.	Tokyo Plant consolidated with Fujisawa Plant.	Aug.	PT.SHIROKI INDONESIA established.
1988 Mar.	SHIROKI-WICKES CORPORATION (SW MANUFACTURING, INC. at present) established. (the United States)	2012 Jul.	SHIROKI ASIA established.
Jun.	Ex-Nagoya Plant consolidated with Toyokawa Plant.	2013 Feb.	PT.SHIROKI INDONESIA. started operation.
Sep.	The company changed its name to SHIROKI CORPORATION.	Jul.	TOHOKU SHIROKI Co., Ltd. established.
1991 Apr.	Nagoya Plant started operation.	2014 Jan.	TOHOKU SHIROKI CO., LTD. started operation.
Dec.	Margin trading issue listed on the Tokyo Stock Exchange.	Feb.	GUANGZHOU SHIROKI CORP. ZHENGZHOU BRANCH COMPANY started operation.
1992 Oct.	Nagoya Plant received "NIKKEI MOST UPDATED BUSINESS OFFICE AWARD."	Jul.	Shiroki Technico India PVT.LTD. established.
		2015 Apr.	Shiroki Technico India PVT.LTD. started operation.
		May.	GUANGZHOU SHIROKI CORP. NINGBO BRANCH COMPANY started operation.



## Seat Recliners & Seat Adjusters



## Seat Recliners & Seat Adjusters

**【Seat Function Parts】**

Seat adjusters adjust positions forward & back of seat slide, and angle position of seat back by reclining mechanism. Also, the seat adjusters carry important function to maintain security of driver and passengers from a collision.



## Window Regulators **【Body Function Parts】**

Window regulators carry functions of regulating a window glass moving up and down. Two kinds of window regulators, Arm-types (X-arm and Single-arm) and wire-type are available.



## Door Frames **【Exterior Parts】**

Doorframes maintain the rigidity of car doors, support window glass and reduce window noise while driving, and prevent water from leaking in. Also, the door frame integrated with body panel has an important function to support a car body frame.



## Moldings **【Exterior Parts】**

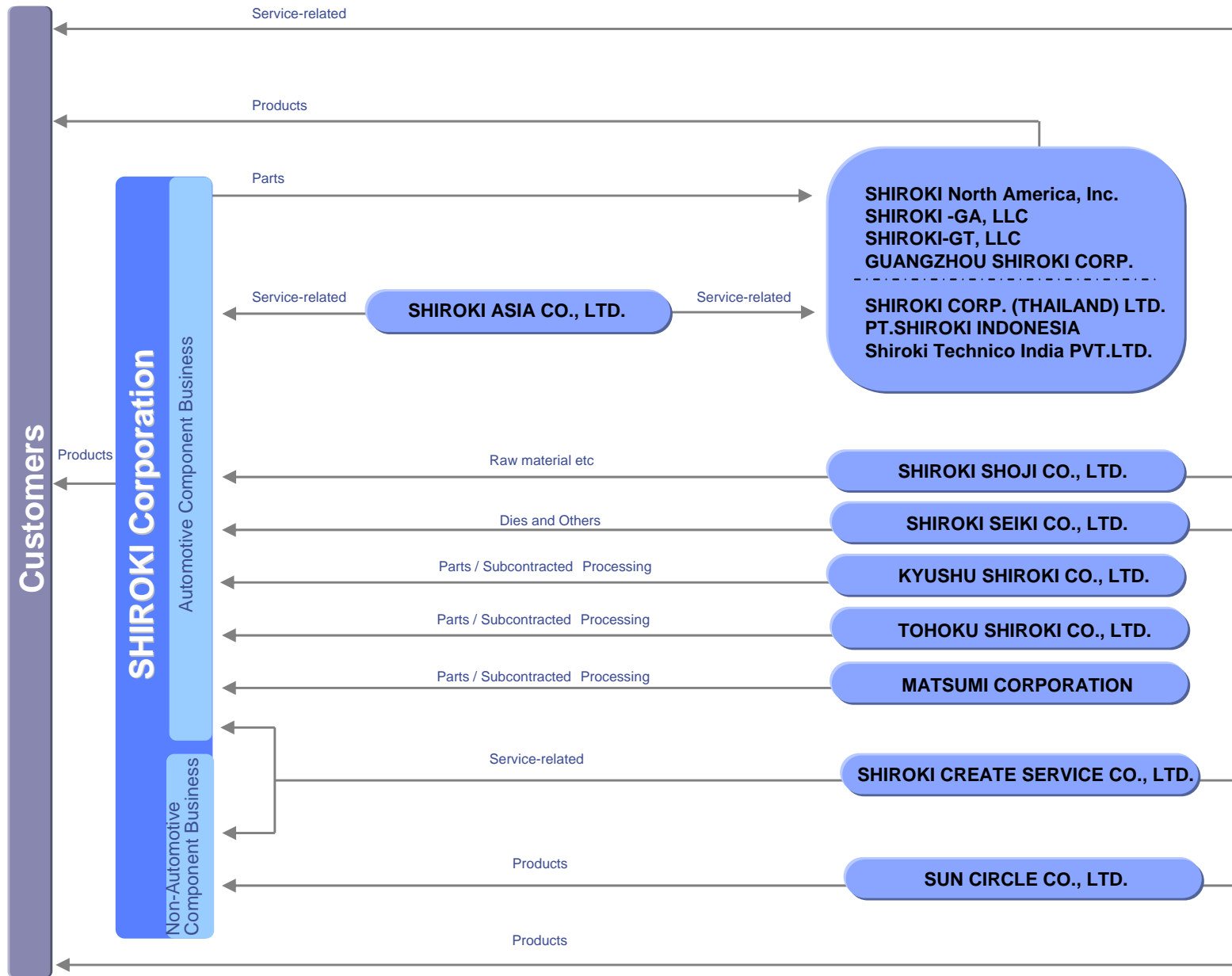
Moldings sharpen appearance of a car as exterior decorative components. In addition they support window glass, reduce window noise while driving, and prevent water leakage.



## Door Locks & Hinges **【Body Function Parts】**

Door locks function to lock and delock a door. At a locked condition, the lock of door shall be securely maintained even against all possible collisions. Hinges are used for closing and opening a door.

# Profile of SHIROKI Group ①



Consolidated subsidiaries

Affiliated Companies (equity method non-application company)

## Group Companies in Japan

- **SHIROKI SEIKI CO., LTD.**      Established: September 1984  
 Paid-In-Capital:40 million yen  
 Business: Production & sales of dies,  
 machine tools & others
- **SHIROKI SHOJI CO., LTD.**      Established: December 1985  
 Paid-In-Capital:30 million yen  
 Business: Sales of materials
- **SHIROKI CREATE SERVICE CO., LTD.**      Established: July 2006  
 Paid-In-Capital:10 million yen  
 Business: Development, production and sales  
 of automotive components
- **SUN CIRCLE CO., LTD.**      Established: August 1966  
 Paid-In-Capital:10 million yen  
 Business: Production & sales of train seats
- **KYUSHU SHIROKI CO., LTD.**      Established: August 2001  
 Paid-In-Capital:200 million yen  
 Business: Sales of apparatus, industrial tool, and factory  
 supplies Maintenance of a building and factory
- **MATSUMI CORPORATION**      Established: December 1961  
 Paid-In-Capital:301 million yen  
 Business: Sales of apparatus, industrial tool, and factory  
 supplies Maintenance of a building and factory
- **TOHOKU SHIROKI CO., LTD.**      Established: July 2013  
 Paid-In-Capital:100 million yen  
 Business: Sales of apparatus, industrial tool, and factory  
 supplies Maintenance of a building and factory

## Group Companies outside Japan

- **SHIROKI North America, INC.**      Established: March 1988  
 Paid-In-Capital:51,286,000 US dollars  
 Business: Production and sales of automotive  
 components
- **SHIROKI-GA, LLC**      Established: June 1995  
 Paid-In-Capital:11,500,000 US dollars  
 Business: Production and sales of automotive  
 components
- **SHIROKI-GT, LLC**      Established: June 2006  
 Paid-In-Capital:4,000,000 US dollars  
 Business: Production and sales of automotive  
 components
- **GUANGZHOU SHIROKI CORP.**      Established: October 2003  
 Paid-In-Capital:12,800,000 US dollars  
 Business: Production and sales of automotive  
 components
- **SHIROKI CORP. (THAILAND) LTD.**      Established: January 2002  
 Paid-In-Capital:374,000,000 TBH  
 Business: Production and sales of automotive  
 components
- **PT.SHIROKI INDONESIA**      Established: August 2011  
 Paid-In-Capital:21,330,000 rupiah  
 Business: Production and sales of automotive  
 components
- **SHIROKI ASIA CO., LTD.**      Established: July 2012  
 Paid-In-Capital:10,000,000 TBH  
 Business: Supervision of the ASEAN area
- **Shiroki TecnicoIndia PVT.LTD.**      Established: May 2014  
 Paid-In-Capital:300,000,000 Rupee  
 Business : Production and sales of automotive  
 components

## Major Shareholders

### As of March 31, 2014

Ranking	Shareholder	Shares (thousands)	%
1	Toyota Motor Corp.	17,629	19.80
2	Tokyu Corp.	11,644	13.08
3	Aisin Seiki Co., Ltd.	11,254	12.64
4	Shiroki Suppliers ' Stock Holding	2,520	2.83
5	Hoei Shokai Co., Ltd.	2,260	2.53
6	Mitsubishi UFJ Trust & Banking Co., Ltd.	2,135	2.39
7	The Master Trust Bank of Japan, Ltd	1,555	1.74
8	Nippon Life Insurance Co.	1,440	1.61
9	Shiroki Employees' Stock Holding	1,361	1.52
10	Risona Bank, Ltd.	977	1.09
	<b>Total</b>	<b>52,778</b>	<b>59.29</b>
	Total shares outstanding	89,003	100

### As of March 31, 2015

Ranking	Shareholder	Shares (thousands)	%
1	Toyota Motor Corp.	17,629	19.80
2	Tokyu Corp.	11,644	13.08
3	Aisin Seiki Co., Ltd.	11,254	12.64
4	Shiroki Suppliers ' Stock Holding	2,638	2.96
5	Mitsubishi UFJ Trust & Banking Co., Ltd.	2,135	2.39
6	Japan Trustee Services Bank, Ltd.	1,875	2.10
7	Shiroki Employees' Stock Holding	1,291	1.45
8	The Chase Manhattan Bank	1,218	1.36
9	The Master Trust Bank of Japan, Ltd	1,202	1.35
10	Hoei Shokai Co., Ltd.	1,093	1.22
	<b>Total</b>	<b>51,982</b>	<b>58.40</b>
	Total shares outstanding	89,003	100

Note : Shiroki's fiscal year starts April and ends March following year.

## Number of Shareholders

	(shareholder)				
	March 2011	March 2012	March 2013	March 2014	March 2015
Total	6,879	6,675	6,635	6,454	5,938

## Numbers of Share by Size of Owners

	(share)									
	March 2011		March 2012		March 2013		March 2014		March 2015	
1 million or more	56,186,134	63.13%	55,690,734	62.57%	53,442,118	60.04%	51,800,314	58.20%	51,982,174	58.40%
100 thousand or more	13,058,410	14.67%	13,605,981	15.29%	14,701,951	16.52%	16,394,735	18.42%	17,191,555	19.32%
10 thousand or more	9,691,215	10.89%	10,050,787	11.29%	11,171,812	12.55%	11,349,209	12.75%	11,297,678	12.69%
1 thousand or more	9,678,739	10.87%	9,271,042	10.42%	9,312,002	10.46%	9,091,333	10.21%	8,175,264	9.19%
Less than 1000	389,126	0.44%	385,080	0.43%	375,741	0.42%	368,033	0.41%	356,953	0.40%
Total outstanding shares	89,003,624		89,003,624		89,003,624		89,003,624		89,003,624	

## Characteristics of Ownership

	(share)									
	March 2011		March 2012		March 2013		March 2014		March 2015	
Financial institutions	17,940,712	20.16%	17,499,712	19.66%	15,217,712	17.10%	13,869,622	15.58%	12,877,622	14.47%
Financial instruments business operators	1,466,742	1.65%	795,620	0.89%	878,378	0.99%	1,396,750	1.57%	1,944,007	2.18%
Corporations	46,680,143	52.45%	46,983,019	52.79%	46,916,514	52.71%	46,800,278	52.58%	45,639,905	51.28%
Overseas' investors	3,208,832	3.61%	3,848,465	4.32%	4,968,732	5.58%	6,075,302	6.83%	9,035,700	10.15%
Individuals and other shareholders	19,707,195	22.14%	19,876,808	22.33%	21,022,288	23.62%	20,861,672	23.44%	19,506,390	21.92%
Total outstanding shares	89,003,624		89,003,624		89,003,624		89,003,624		89,003,624	



## Summary of Financial Statements (Consolidated)

■ Business performance	March 2011	March 2012	March 2013	March 2014	March 2015
Net Sales (comparison to the previous year)	117,704 million yen (5.2%)	110,510 million yen (△6.1%)	109,850 million yen (△0.6%)	117,937 million yen (7.3%)	125,273 million yen (6.2%)
Operating income (comparison to the previous year)	6,400 million yen (138.7%)	5,331 million yen (△16.7%)	2,506 million yen (△53.0%)	2,630 million yen (4.9%)	2,210 million yen (△19.1%)
Ordinary income (comparison to the previous year)	5,678 million yen (158.1%)	5,358 million yen (△5.6%)	3,063 million yen (△42.8%)	3,251 million yen (6.1%)	2,935 million yen (△9.8%)
Net income (comparison to the previous year)	6,095 million yen (162.2%)	2,407 million yen (△60.5%)	1,586 million yen (△34.1%)	2,036 million yen (28.3%)	1,721 million yen (△15.5%)
Net income per share	68.77 yen	27.16 yen	17.90 yen	22.97 yen	19.42 yen
Return on equity	20.7 %	7.2 %	4.6 %	5.4 %	4.1 %
Ratio of ordinary income to assets	7.4 %	7.4 %	4.3 %	4.4 %	3.6 %
Ratio of operating income to net sales	5.4 %	4.8 %	2.3 %	2.2 %	1.8 %

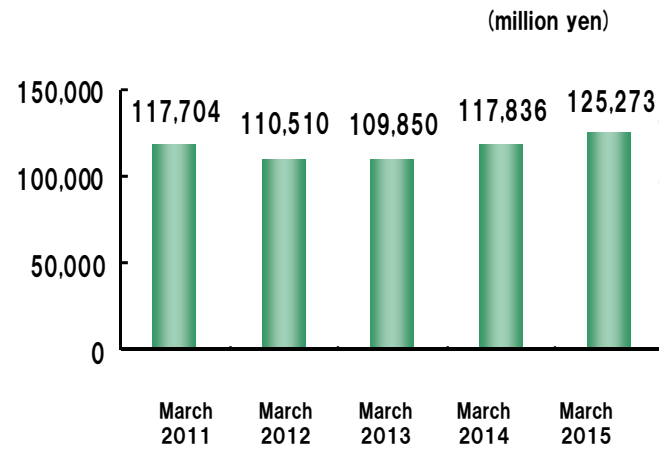
(%) : The rate of increase and decrease to last year.

■ Financial condition	March 2011	March 2012	March 2013	March 2014	March 2015
Total assets	75,104 million yen	72,374 million yen	70,001 million yen	748,960 million yen	85,147 million yen
Net assets	32,134 million yen	33,710 million yen	35,701 million yen	40,379 million yen	44,311 million yen
Equity ratio	42.5 %	46.4 %	50.7 %	50.8 %	51.4 %
Net assets per share	360.20 yen	378.42 yen	400.52 yen	452.74 yen	494.33 yen

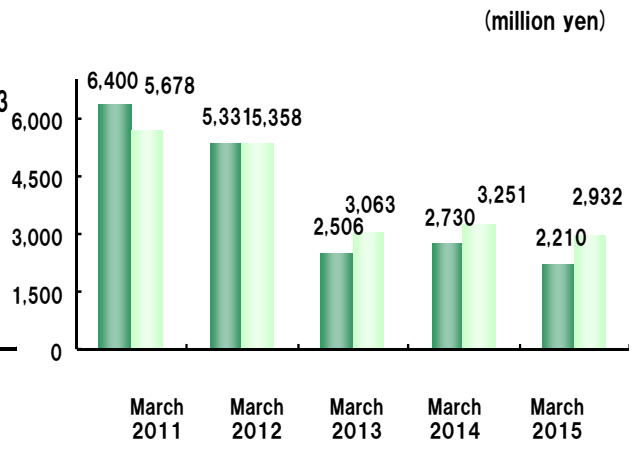
■ Cash flow	March 2011	March 2012	March 2013	March 2014	March 2015
Net cash provided by (used in) operating activities	12,206 million yen	6,486 million yen	7,184 million yen	5,096 million yen	6,503 million yen
Net cash provided by (used in) investing activities	△ 4,252 million yen	△ 847 million yen	△ 5,761 million yen	△ 5,240 million yen	△ 4,767 million yen
Net cash provided by (used in) financing activities	△ 1,495 million yen	△ 7,615 million yen	△ 2,337 million yen	△ 280 million yen	△ 678 million yen
Cash and cash equivalents at end of period	13,739 million yen	11,630 million yen	11,100 million yen	11,309 million yen	12,554 million yen

## Financial Highlights (Consolidated) ①

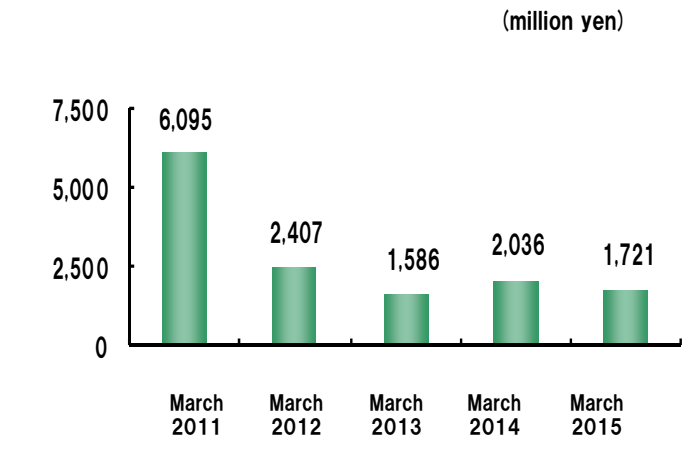
### Net Sales



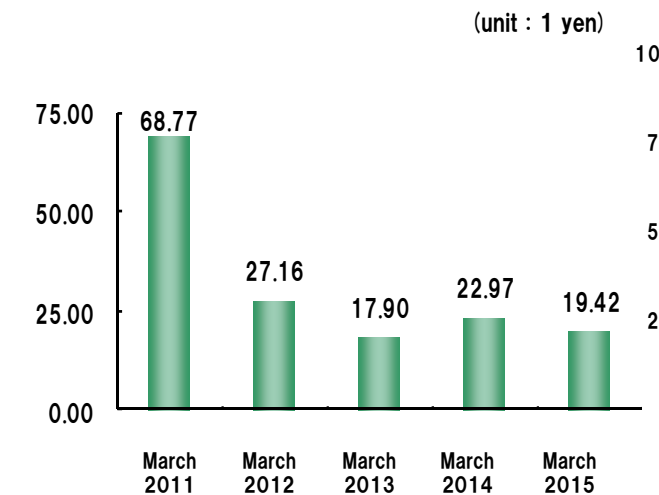
### Operating income / Ordinary income



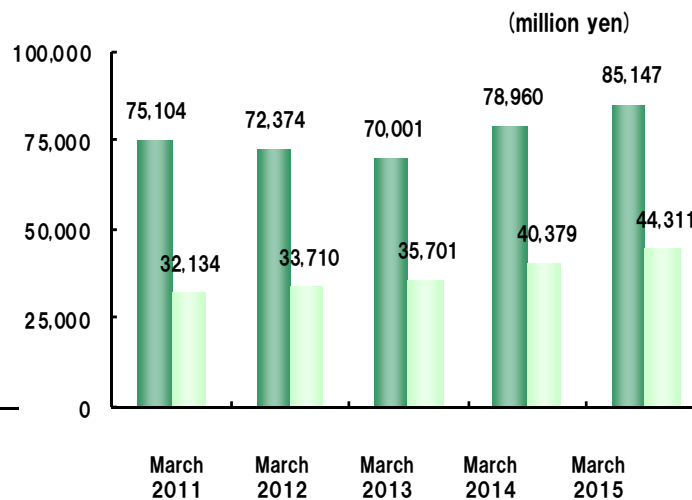
### Net income



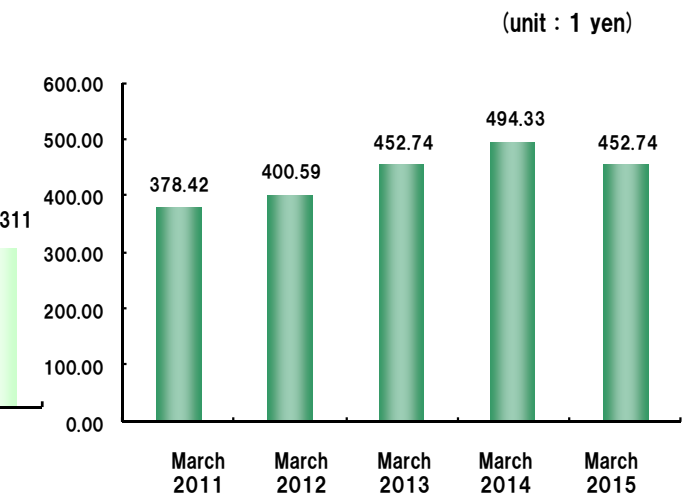
### Net income per share



### Total assets / Net assets

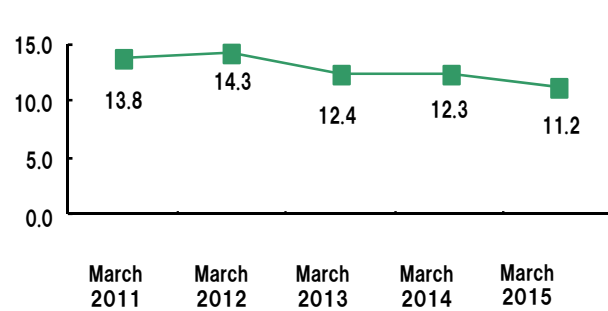


### Net assets per share

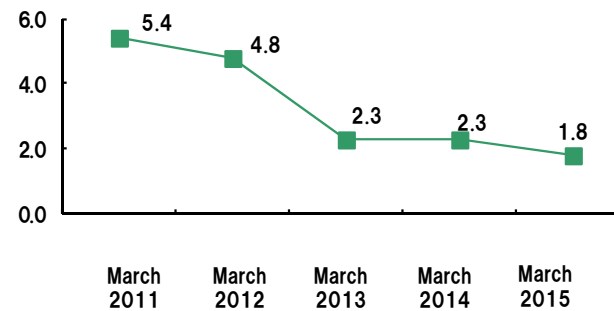


## Financial Highlights (Consolidated) ②

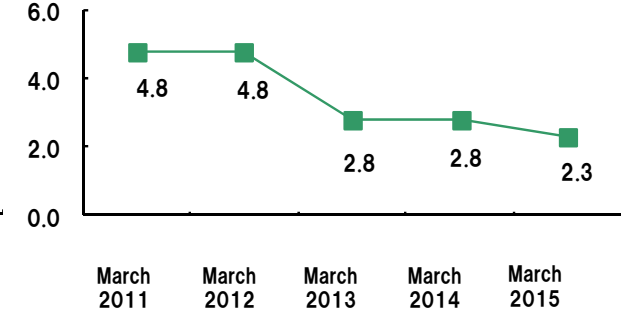
Ratio of gross income to net sales (%)



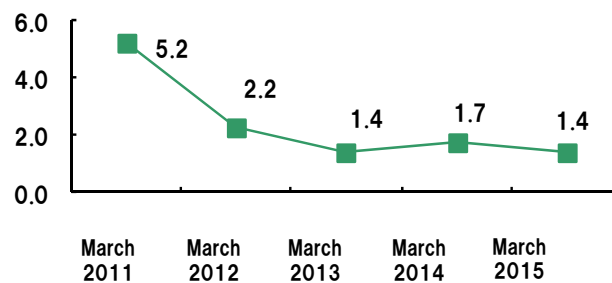
Ratio of operating income to net sales (%)



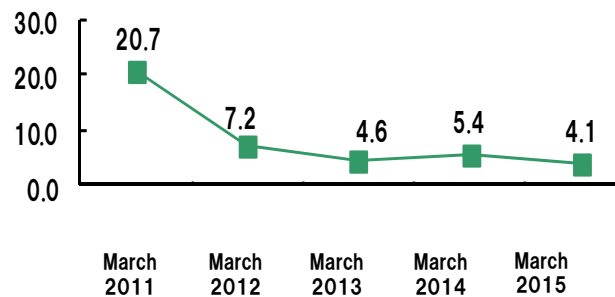
Ratio of ordinary income to net sales (%)



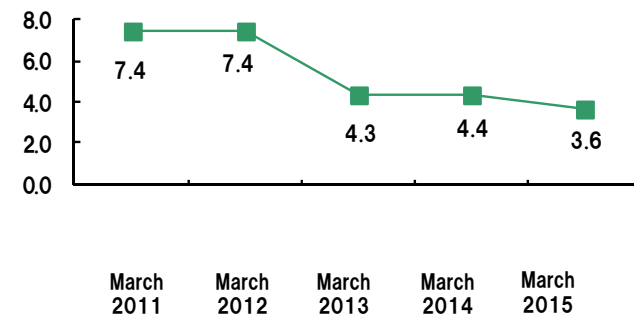
Ratio of net income to net sales (%)



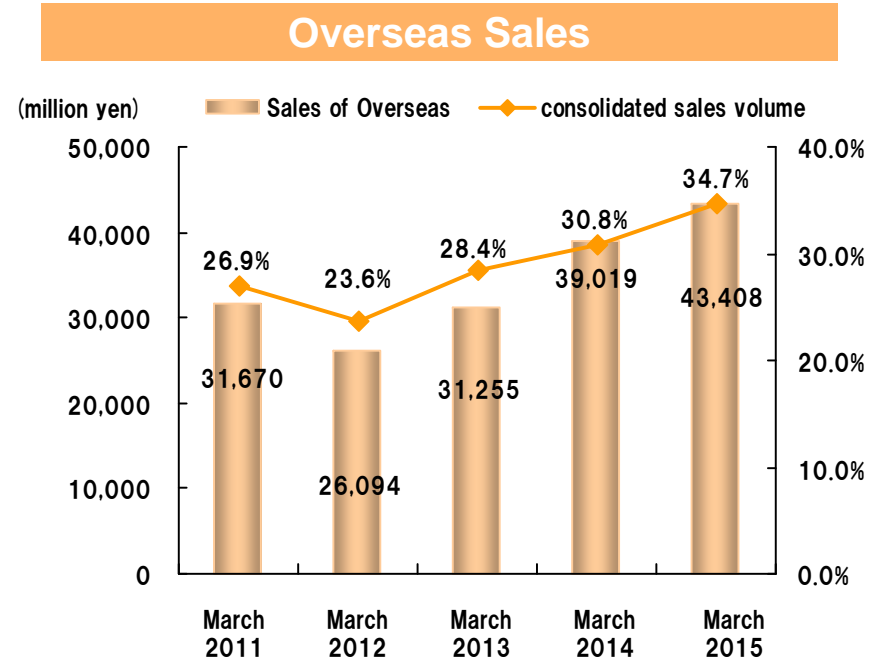
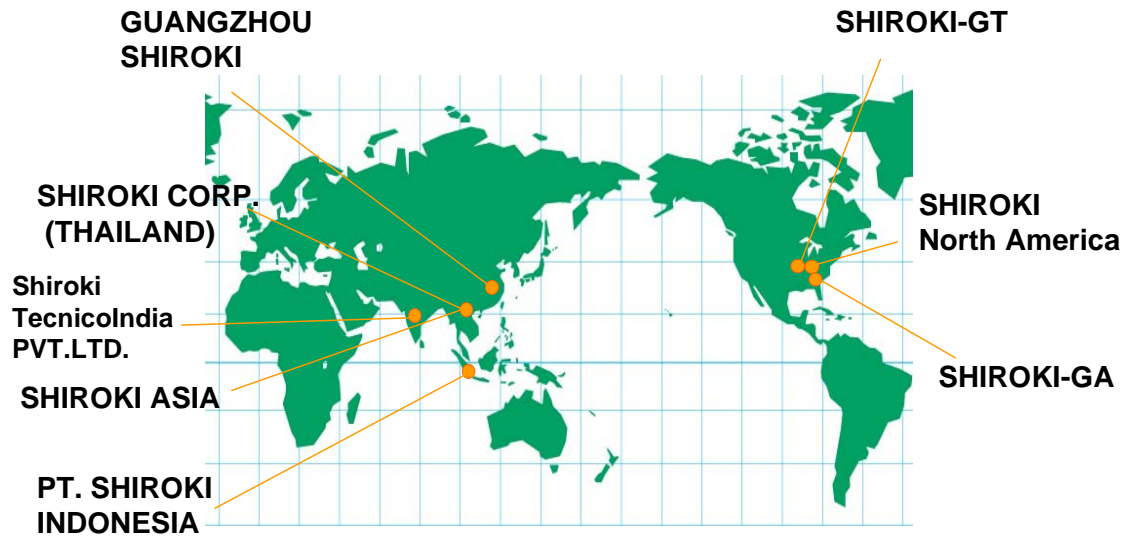
ROE (Return on equity) (%)



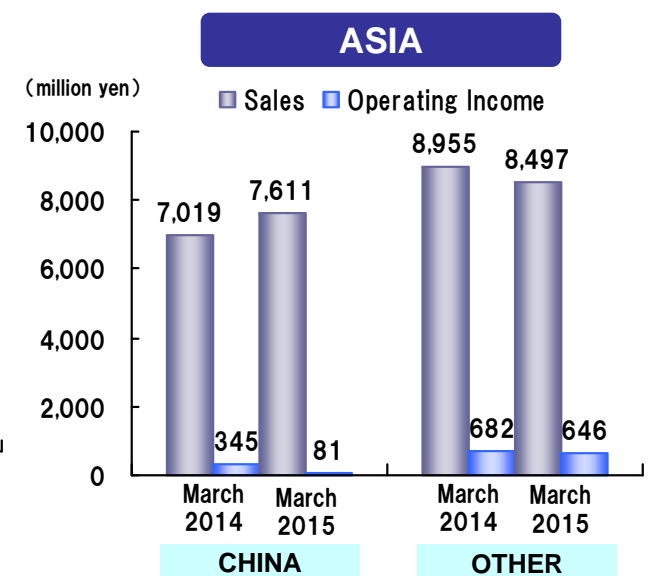
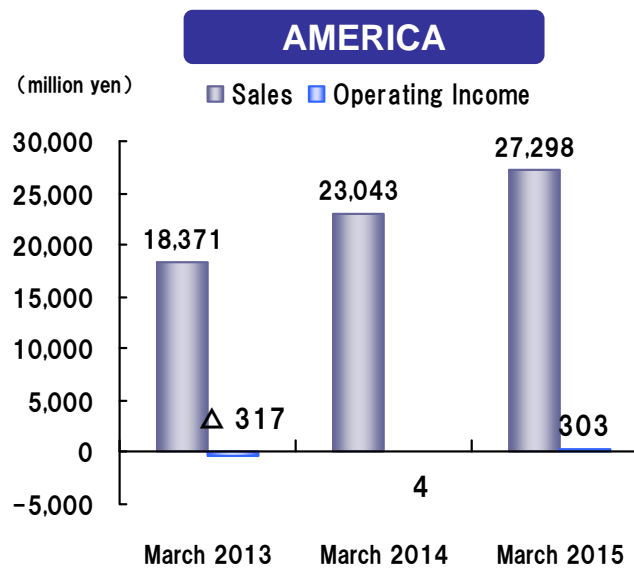
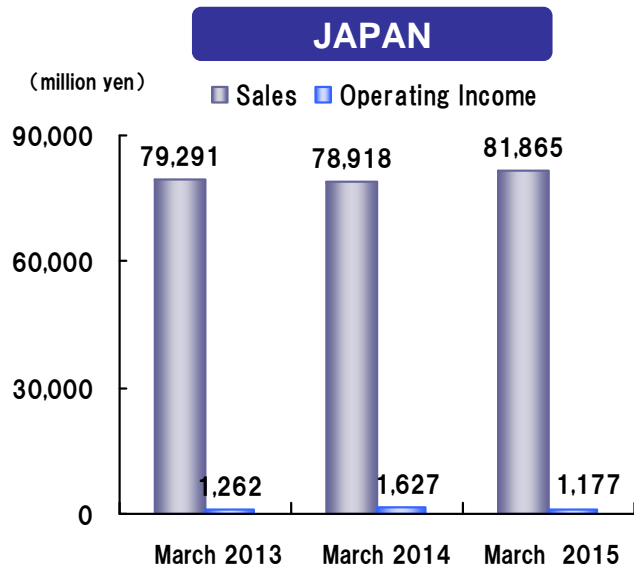
ROA (Return on assets) (%)



(%)	March 2011	March 2012	March 2013	March 2014	March 2015
Ratio of gross income to net sales	13.8	14.3	12.4	12.3	11.2
Ratio of operating income to net sales	5.4	4.8	2.3	2.2	1.8
Ratio of ordinary income to net sales	4.8	4.8	2.8	2.8	2.3
Ratio of net income to net sales	5.2	2.2	1.4	1.7	1.4
ROE (Return on equity)	20.7	7.2	4.6	5.4	4.1
ROA (Return on assets)	7.4	7.4	4.3	4.4	3.6



## Sales by Region



## Sales of Major Products (Consolidated)

(million yen)



Seat Recliners  
&  
Seat Adjusters



Window  
Regulators



Door Frames



Moldings



Door Locks  
& Hinges

Products	March 2011		March 2012		March 2013		March 2014		March 2015	
	Amount	Ratio	Amount	Ratio	Amount	Ratio	Amount	Ratio	Amount	Ratio
Window regulators	36,220	30.8%	33,448	30.3%	38,403	35.0%	44,957	38.2%	46,322	37.0%
Seat recliners・Seat adjusters	42,146	35.8%	35,904	32.5%	31,629	28.8%	31,745	26.9%	31,485	25.1%
Door frames	20,673	17.6%	21,921	19.8%	21,698	19.7%	24,329	20.6%	30,443	24.3%
Locks & hinges	7,595	6.5%	8,068	7.3%	8,268	7.5%	7,454	6.3%	7,473	6.0%
Moldings	5,428	4.5%	5,472	4.9%	5,113	4.7%	5,126	4.4%	5,693	4.5%
Others	5,638	4.8%	5,696	5.2%	4,735	4.3%	4,222	3.6%	3,854	3.1%
<b>Total</b>	<b>11,774</b>	<b>100.0%</b>	<b>110,510</b>	<b>100.0%</b>	<b>109,850</b>	<b>100.0%</b>	<b>117,836</b>	<b>100.0%</b>	<b>125,273</b>	<b>100.0%</b>

## Sales by Customer (Consolidated)

Each customer	March 2013		Each customer	March 2015	
	Amount (million yen)	Ratio (%)		Amount (million yen)	Ratio (%)
Toyota Motor Corp.	53,014	45.0	Toyota Motor Corp.	58,210	46.4
Toyota Boshoku Corp.	15,068	12.8	Toyota Boshoku Corp.	15,555	12.4
Daihatsu Motor Co., Ltd.	3,271	2.8	Toyota Auto Body Co., Ltd.	3,634	2.9
Toyota Auto Body Co., Ltd.	3,012	2.5	Daihatsu Motor Co., Ltd.	3,221	2.6
Aisin Seiki Co., Ltd.	2,049	1.7	Fuji Seat Co., Ltd.	1,616	1.3
Others	3,763	3.2	Others	5,417	4.4
(Toyota group)	(80,180)	(68.0)	(Toyota group)	(87,655)	(70.0)
Suzuki Motor Corp.	8,927	7.6	Nissan MotorCo., Ltd.	10,228	8.2
Nissan MotorCo., Ltd.	8,480	7.2	Suzuki Motor Corp.	8,806	7.0
NHK Spring Co.	6,067	5.1	NHK Spring Co.	4,647	3.7
Mitsubishi Motors Corp.	3,625	3.1	Mitsubishi Motors Corp.	3,854	3.1
Others	10,555	9.0	Others	10,080	8.0
<b>Total</b>	<b>117,836</b>	<b>100.0</b>	<b>Total</b>	<b>125,273</b>	<b>100.0</b>

## Domestic Facilities

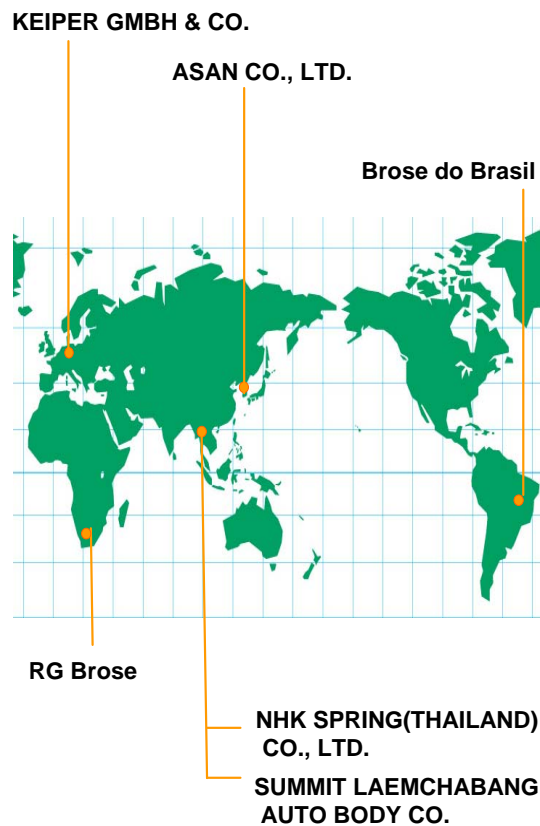
	<b>FUJISAWA</b> 	<b>TOYOKAWA PLANT</b> 	<b>NAGOYA PLANT</b> 	<b>OSAKA PLANT</b> 	<b>KYUSHU SHIROKI</b> 	<b>MATSUMI CORPORATION</b> 	<b>TOHOKU SHIROKI</b> 
Location	Kanagawa Prefecture Fujiwara city	Aichi Prefecture Toyokawa City	Aichi Prefecture Toyota City	Osaka Prefecture Ibaraki City	Fukuoka Prefecture Northern Kyushu City	Aichi Prefecture Toyota City	Miyagi Prefecture Kurokawa City
Established	January 1967	October 1980	April 1991	December 1959	August 2001	December 1961	July 2013
Land area	30,752㎡	84,573㎡	61,434㎡	16,360㎡	14,621㎡	10,869㎡	962㎡
Building area	19,764㎡	46,862㎡	34,359㎡	12,334㎡	12,746㎡	5,658㎡	—
Products	Door Frames Seat Recliners Seat Adjusters Moldings etc	Window Regulators Door Frames Moldings Door Locks & Hinges etc	Seat Recliners Seat Adjusters etc	Door Frames Window Regulators Seat Recliners Seat Adjusters Door Locks & Hinges etc	Door Frames Seat Recliners Seat Adjusters Window Regulators etc	Door Frames Seat Adjusters	Window Regulators Seat Adjusters
Number of employees	128	522	288	146	99	51	23
Annual production (※ indicates net sales)	6,985million yen	39,396million yen	19,905million yen	10,829million yen	4,877million yen ※	2,248million yen ※	861million yen ※
Major customers	NHK Spring Co., Ltd. Hino Motors, Ltd. Nissan Motor Co., Ltd. Nissan Auto Body Co., Ltd. Suzuki Motor Corp.	Toyota Motor Corp. Suzuki Motor Corp. Mitsubishi Motors Corp. Toyota Auto Body Co., Ltd. Nissan Motor Co., Ltd.	Toyota Motor Corp. Toyota Boshoku Corp. Suzuki Motor Corp. Mitsubishi Motors Corp.	Daihatsu Motor Co., Ltd. Nissan Motor Co., Ltd. Fuji Seat Co., Ltd. Mitsubishi Motors Corp. NHK Spring Co., Ltd.	Toyota Motor Corp. Nissan Motor Co., Ltd. NHK Spring Co., Ltd. Daihatsu Motor Co.,Ltd	SHIROKI Co.,Ltd	Toyota Motor East Japan Corp. Toyota Boshoku Corp.
Note	ISO 14001 ISO 9001	ISO 9001	ISO 14001 ISO 9001	ISO 9001	ISO 9001	ISO 9001	—

## Overseas Facilities

	SHIROKI North America	SHIROKI-GA	SHIROKI-GT	GUANGZHOU SHIROKI	SHIROKI CORP. (THAILAND)	PT.SHIROKI INDONESIA	SHIROKI Technico India
Location	The United States (Smithville, Tennessee)	The United States (Dalton, Georgia)	The United States (Gordonsville,)	China (Guangzhou)	China (Guangzhou)	Indonesia (Pukashi)	Indo (Hariyana)
Established	March 1988	June 1995	June 2006	October 2003	January 2002	July 2012	May 2014
Paid-In-Capital	1,286,000 US dollars	1,500,000 US dollars	4,000,000 US dollars	2,800,000 US dollars	374,000,000 TBH	21,330 Rupia	300,000,000 Rupee
Land area	368,669㎡	96,032㎡	45,487㎡	53,033㎡	36,908㎡	18,561㎡	—
Building area	20,438㎡	21,580㎡	12,100㎡	26,466㎡	5,455㎡	5,470㎡	6,000㎡
Products	Seat Recliners Seat Adjusters etc	Door Frames etc	Seat Functional Parts Door Functional Parts Window Regulators	Door Frames Moldings Window Regulators	Window Regulators Door Frames Lock Lever etc	Window Regulators Sheet reclining Seat track	Window Regulators Sheet reclining Seat track
Number of employees	351	340	153	428	336	55	440
Annual sales	27,298million yen			7,611million yen	8,558million yen	397million yen	3,300million yen
Major customers	TMMK TMMI NMMTN LEAR	TMMC TMMA SIA JCI	MMMA GSA etc	Tong Feng Guangzhou Toyota Motor Corp.	TMT MSC ARST	TMT ADM SUZUKI	—
Note	ISO 14001	ISO 14001	ISO 14001	ISO 14001 ISO/TS16949	ISO 14001 ISO/TS16949	ISO 14001 ISO/TS16949	—



## Overseas Technical Assistance



Type	Collaborated Company	Country	Products
Licensor	KEIPER GMBH & CO.	Germany	Seat recliners Seat adjusters
Licensee	NHK SPRING(THAILAND) CO., LTD.	Thailand	Seat recliners Seat adjusters
Licensee	SUMMIT LAEMCHABANG AUTO BODY CO.	Thailand	Door frames
Licensee	ASAN CO., LTD	Korea	Door frames
Licensee	RG Brose.	South Africa	Window regulators
Licensee	Brose do Brasil	Brazil	Window regulators